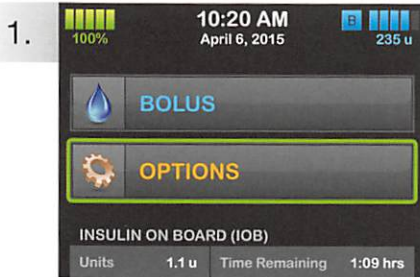


# Personal Profiles on Tandem Insulin Pumps

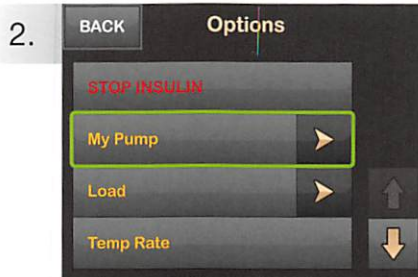


OPTIONS

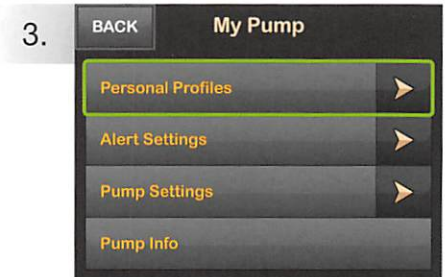
The instructions below are provided as a reference tool for caregivers who are already familiar with the use of an insulin pump and with insulin therapy in general. Not all screens are shown. For more detailed information on the operation of Tandem's insulin pumps, please visit [www.tandemdiabetes.com/Support](http://www.tandemdiabetes.com/Support).



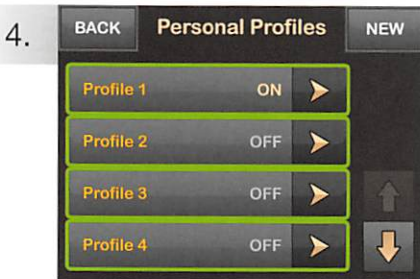
1. Tap **OPTIONS**.



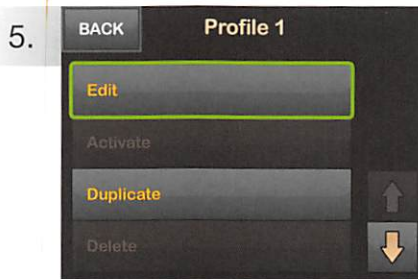
2. Tap **My Pump**.



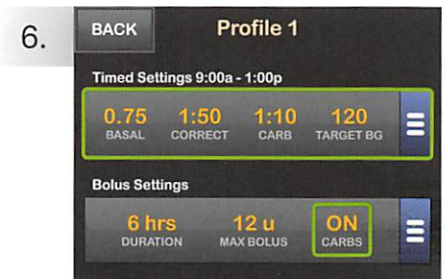
3. Tap **Personal Profiles**.



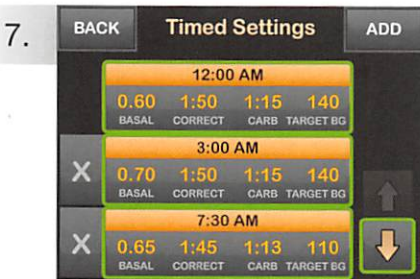
4. Tap the name of the Personal Profile to View/Edit.



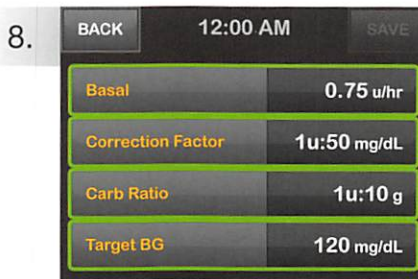
5. Tap **Edit** to edit or view your settings.



6. Tap your current settings to see the other segments of your day.  
Turn **ON** to activate bolus calculator.



7. Tap the time segment you wish to edit.  
If not all segments are visible, tap the arrow to scroll down.



8. Tap **Basal**, **Correction Factor**, **Carb Ratio**, or **Target BG** to make changes, then tap **DONE**.  
When you are finished, tap **SAVE**.



9. Confirm settings. Recent changes appear in orange.  
Tap **YES** to confirm.



(877) 801-6901  
[www.tandemdiabetes.com](http://www.tandemdiabetes.com)



TO DOWNLOAD APP:  
Text **DEMO** to  
**TANDEM (826336)**

