

Pediatric Strabismus Surgery

What is Strabismus Surgery?

Strabismus surgery is surgery on the eye muscles to correct misaligned eyes.

Does my child need Strabismus Surgery?







There are many reasons why a child may need strabismus surgery, such as to correct double vision, misaligned eyes and amblyopia. Your pediatric ophthalmologist will discuss if surgery is right for your child.

Preparing for Surgery:

Most children should not have anything to eat or drink after midnight, but you will get specific age-related instructions from the anesthesia team a few days before surgery.

Day of Surgery: You will get a call the day before surgery with the arrival time, location and estimate for the amount of time you can expect to spend at the hospital.

Right after Surgery: Your child will be sleepy and may be irritable after the anesthesia. The eyes will feel scratchy and your child may not want to open their eyes.

| A FEW DAYS AFTER SURGERY | ONE WEEK AFTER SURGERY | A FEW MONTHS AFTER SURGERY |
|--|--|--|
| <p>Your child will start to open their eyes more often. The whites of the eyes (the conjunctiva) will be red. There may be some eyelid bruising and swelling.</p>  <p><small>Image Credit: University of California San Francisco</small></p> <p>Your child's eyes may not appear perfectly straight right after surgery and they may have some double vision.</p> | <p>Your child's eyes will remain red and will still be sensitive and uncomfortable. However, each day should get a little better trending towards improvement.</p>  <p><small>Image Credit: University of California San Francisco</small></p>  <p><small>Image Credit: University of California San Francisco</small></p> <p>Your child's eyes may still not appear perfectly straight.</p>  <p><small>Image Credit: University of California San Francisco</small></p> <p>Your child should still refrain from strenuous activities and getting water or sand directly into their eyes. They may be ready to return to daycare or school around this time.</p> | <p>Your child's eyes can remain light red or pink until six months after the surgery (examples below).</p>  <p><small>Image Credit: University of California San Francisco</small></p>  <p><small>Image Credit: University of California San Francisco</small></p> <p>All the stitches will have dissolved by this time. Your child should no longer have eye discomfort or pain. They will have returned to all of their usual activities without restriction.</p> <p>The effect of the surgery on the alignment of the eyes can now be fully assessed by your pediatric ophthalmologist.</p> |